

Valor
Warming Homes
Since 1899

THE EXPERTISE OF 100 YEARS HAS BEEN BUILT INTO EVERY VALOR FIREPLACE. ALTHOUGH VALOR FIRES HAVE BEEN KEEPING THE WORLD WARM FOR OVER A CENTURY, THE TECHNOLOGY WE HAVE DEVELOPED IS STATE OF THE ART AND AS NEW AS TOMORROW. INNOVATORS OF THE DIRECT VENT FIREPLACE, THE CLASSIC BEAUTY AND UNSURPASSED QUALITY OF A VALOR IS COMPLEMENTED BY ITS CONVENIENCE, RELIABILITY AND EASE OF OPERATION.

*Horizon
& Portrait*

FIVE SERIES
DIRECT VENT FIREPLACES

HORIZON DIRECT VENT WITH TRADITIONAL CAST FRONT



PORTRAIT SERIES PRESIDENT STYLE CAST STOVE



PORTRAIT SERIES PRESIDENT ZERO CLEARANCE BUILT-IN STOVE



HORIZON DIRECT VENT WITH CONTEMPORARY FRONT

Horizon

AN EXCITING NEW CONCEPT
IN FIREPLACE DESIGN AND TECHNOLOGY

A perfect fit!

In 1985, Valor paved the way with the world's first direct vent fireplaces. Now, we proudly introduce the new Horizon Series. From design, to fit and function, you won't find a better fireplace to

build into your new home or remodeling project. Horizon is a fireplace you can depend on for years of enjoyment, comfort and energy efficient zone heating.



Model #534 Horizon with standard four sided trim and contemporary front.

FOUR OPTIONAL TRIMS



Trim #603FSK 35"wide X 31 1/2"high

The Contemporary Horizon shown with three-sided contoured black trim.



Trim #604FSK 35"wide X 31 1/2"high

The Cast Iron Horizon shown with the optional three-sided contoured etched champagne trim.



Trim #605FSK 35"wide X 32 1/2"high

The Cast Iron Horizon with the optional four-sided contoured black trim.



Trim #606FSK 35"wide X 32 1/2"high

The Contemporary Horizon with the four-sided contoured etched champagne trim.

Standard Horizon dimensions without trim 32 1/4"wide X 29 1/2"high



THE PRESIDENT SERIES DESIGNS ARE AVAILABLE IN EITHER BLACK PORCELAIN (PICTURED HERE) OR FOREST GREEN PORCELAIN FINISHES.



PRESIDENT ZERO CLEARANCE, SHOWN IN FOREST GREEN PORCELAIN AND OPTIONAL COAL FIRE.



THE TILE COMPANION KIT SHOWN WITH SILHOUETTE MANTEL IS ONE OF THE MANY OPTIONS AVAILABLE TO CUSTOMIZE YOUR PORTRAIT FIREPLACE.

Portrait

POWERFUL ENOUGH TO EFFICIENTLY HEAT MOST LIVING AREAS, YET COMPACT ENOUGH TO FIT EVEN THE SMALLEST SPACES.

Not just a pretty face!

The Portrait Series of direct vent fireplaces combines style and craftsmanship to give you an elegant fireside, perfect for any space. Whether your decor is traditional or modern, the Portrait Series has a model for you—from the conventional cast iron President to the contemporary Impression. Functionally, the Portrait fireplace serves as a freestanding or hearth mounted stove. Or, it can be built-in zero clearance for new installations. Best of all, its state-of-the-art features allow ease of use with uncompromising efficiency.

A) The President Freestanding model looks right at home in this brick "inglenook", using the top direct vent option.

B) The President Freestanding model can be installed against most above-grade, exterior walls with no visible pipe vent. The back of the stove is approved for zero clearance. No special wall finishes required.

C) The Impression Zero Clearance is a contemporary variation on a traditional theme, a combination of tool formed steel and cast iron construction.



A) THE PRESIDENT FREESTANDING MODEL 530 SERIES



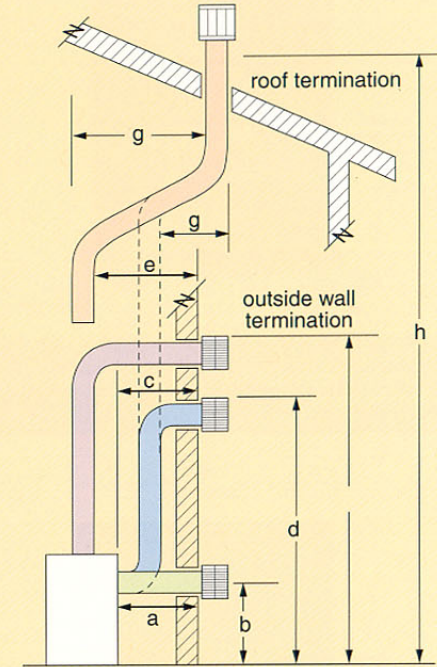
B) THE PRESIDENT FREESTANDING MODEL 530 SERIES

C) THE IMPRESSION ZERO MODEL 530 SERIES

GAS SPECIFICATIONS					CONTROLS		VENTING OPTIONS				VENTING CAPABILITIES (DIRECT VENT)											
Gas Type	Fuel Bed Style	Max Input (BTU/HR)	Min Input (BTU/HR)	Max Output (Fan Off)	ValorStat Plus Control	Hand Remote OPTION #553 RCK	Fan Kit OPTION #555 CFK	Top Outlet Direct Vent	Rear Outlet Direct Vent	Co-linear Venting	B-Vent Conversion (Freestanding Only) 552 BVK	a	b	c	d	e	f	g	h			
											THROUGH ROOF											
											Max Horizontal (No Vertical Rise)	Vent Height (Rear Outlet)	Max Horizontal (Rear Outlet with Vertical Rise)	Vertical Height (Rear Outlet)	Max Horizontal (Top Outlet)	Vertical Height (Top Outlet)	Max Horizontal Offset	Vertical				
Model											Max	Fixed	Max	Max	Min	Max	Max	Min	Max	Max	Min	
PORTRAIT SERIES	530EAN	NG Log	20,000	6,000	14,500	✓	✓	✓	✓	✓	✓	26"	*21 1/8"	4'6"	*10'7"	*3'7"	4'6"	11'0"	*4'0"	4'6"	27'	10'
	530EAP	LP Log	19,999	10,200	13,490	✓	✓	✓	✓	✓	✓	26"	*21 1/8"	4'6"	*10'7"	*3'7"	4'6"	11'0"	*4'0"	4'6"	27'	10'
	530ECN	NG Coal	20,000	6,000	14,500	✓	✓	✓	✓	✓	✓	26"	*21 1/8"	4'6"	*10'7"	*3'7"	4'6"	11'0"	*4'0"	4'6"	27'	10'
	530ECP	LP Coal	19,000	10,200	13,490	✓	✓	✓	✓	✓	✓	26"	*21 1/8"	4'6"	*10'7"	*3'7"	4'6"	11'0"	*4'0"	4'-6"	27'	10'
HORIZON SERIES	534EAN	NG Log	24,000	6,500	17,280	✓	✓	✓	✓	✓	n/a	26"	23 1/8"	10'	9'3 1/2"	4'3 1/2"	10'	9'1 1/2"	3'7 1/2"	4'6"	42'	12'
	534EAP	LP Log	24,000	13,000	17,280	✓	✓	✓	✓	✓	n/a	26"	23 1/8"	10'	9'3 1/2"	4'3 1/2"	10'	9'1 1/2"	3'7 1/2"	4'6"	42'	12'
	535EAN	NG Log	30,000	6,500	21,600	✓	✓	✓	✓	n/a	n/a	n/a	n/a	n/a	n/a	n/a	16'	9'1 1/2"	3'7 1/2"	4'6"	42'	12'
	535EAP	LP Log	28,000	14,500	20,160	✓	✓	✓	✓	n/a	n/a	n/a	n/a	n/a	n/a	n/a	16'	9'1 1/2"	3'7 1/2"	4'6"	42'	12'

*Vent Height applies to Free Standing Version of Model 530. Add 7/8" to this height when using the raised plinth with Zero Clearance version.
NOTE: Some dimensions are approximate only. Check individual spec sheets for more specific information.

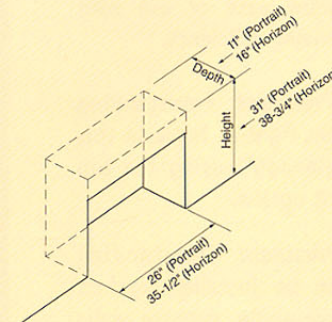
VENTING CAPABILITIES



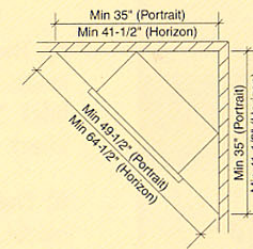
For reference only. Please see your Valor dealer for complete installation details

	STYLE CHOICES			FINISH OPTIONS			CLEARANCES			
	Black Powder	Black Porcelain	Green Porcelain	To top mantle	To side mantle	Rear	To top mantle	To side mantle	Rear	
PORTRAIT SERIES 530	President Freestanding	✓	✓	✓	4" (up to 10" depth)	1" (up to 8" depth)	0" to rear spacer	4" (up to 10" depth)	1" (up to 8" depth)	0"
	President Zero Clearance	✓	✓	✓	4" (up to 7" depth)	0" (up to 8" depth)	n/a	4" (up to 7" depth)	0" (up to 8" depth)	n/a
	Impression Zero Clearance	✓	X	X	4" (up to 5" depth)	0" (up to 8" depth)	n/a	4" (up to 5" depth)	0" (up to 8" depth)	n/a
HORIZON SERIES 534/535	Contemporary	✓	X	X	10" (up to 5" depth)	3" 3"	n/a	10" (up to 5" depth)	3" 3"	n/a
	Cast Iron	✓	X	X	10" (up to 5" depth)	3" 3"	n/a	10" (up to 5" depth)	3" 3"	n/a
Optional Trims (compatible with cast or contemporary front)										
#603 FSK - 3 sided contoured black										
#604 FSK - 3 sided contoured etched champagne										
#605 FSK - 4 sided "picture frame" contoured black										
#606 FSK - 4 sided "picture frame" contoured champagne										

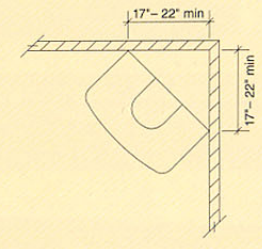
Certified to ANSI/Z21.88 CAN 2.33 1997 Vented gas fireplace heater standard CAN 1-2.17 Gas fired appliance for use at high altitude.



Minimum Framing Cavity Dimensions



Zero Clearance Corner Dimensions



Model 530 Freestanding Corner

Quality and excellence is at the heart of every Valor fire.
The Portrait & Horizon are certified products, manufactured under the ISO 9001 quality system



Warming Homes Since 1890

AUTHORIZED DEALER:
United Energy Heating & Cooling
www.unitedenergy.ca
416-503-3159



Copyright Miles Industries Ltd. 2000 Patents Pending
Valor is a registered ISO9001, EN2901, BS5750 Part 1
Printed in Canada 08/00